

American^{flame}Success
American^{flame}Honors



International Student Pre-Arrival Guide



Welcome!



Welcome to Union County College!

We are excited to welcome you to Union County College! Moving to a new country is both exciting and daunting! This guide is here to support you as you make your transition to living in the United States and start your learning journey at Union County College!

Please carefully review this Pre-Arrival Guide. The Guide consists of the following sections:



[Your Support Team](#) — Review your key points of contact and support network throughout your time in the program.



[Visa Interview Process](#) — Learn about what you need to do before arriving.



[Pre-Arrival Checklist](#) — Learn about what you need to do before arriving.



[Travel Document Checklist](#) — Learn about the documents you need to bring with you when entering the United States.



[Housing and Airport Transportation](#) — Learn about the different housing and airport transportation options and make your selections.



[Placement Test Preparation](#) — Learn about the placement tests you will be required to take when you arrive on campus, how to prepare for them, and understand how the test results impact your successful start to the program.



[Registering for Classes](#) — Learn about how to register for your classes.



[Money & Banking](#) — Learn about setting up a bank account in the United States.



[Health Insurance](#) — Learn about health insurance in the United States.




[Living at Union](#) — Get to know your new community, including information about grocery stores, tourist attractions, and more!



*If you have any questions during this process,
please reach out to your Admissions Officer.
We look forward to meeting you in person!*

Nick Geremia
Advisor
Union County College



Courteney Palis
Advisor
Union County College

Your Support Team



Your support team is a group of people devoted to your success at Union County College.

Advisor

Your Admissions Officer will introduce you to this person by email and will ask that you two have an introductory meeting via Skype prior to your arrival on campus.

Your Advisor will help you achieve your academic and transfer goals and will provide support on any specific questions and/or concerns you may have.

Your Advisor will also help you prepare for the placement test you will have to pass in order to start earning college credits for your classes at Union County College.

Community College International Office

The international office on campus provides full support for all international students.

The office can assist you with the following:

- Tuition payments
- Visa questions
- Mental health concerns
- Your Community College online account
- Travel assistance

Peer Mentor

All international students will be paired with another current student in the program who has been enrolled for at least one term.



Visa Interview Process



In order to study in the United States, all non-US citizens will need to apply for an F-1 student visa at a US embassy or consulate abroad. The F-1 visa will allow you to enter the United States and begin your studies at Union County College. After you receive your Form I-20 from your school, make sure you do the following:

☐ **Pay the I-901 SEVIS Fee**

☐ **Schedule a visa appointment at the closest US Embassy or Consulate**

☐ Prior to the visa appointment schedule a video call with your Admissions Officer to prepare you for the visa interview.

☐ **Before the visa appointment**

Follow the instructions on the embassy's website to schedule your visa appointment. Make sure you bring all of the documents the embassy or consulate requires.

! **Important Note:** Not all visas are granted to students that apply for one. It is important for you to understand why a visa might be denied. Here are the possible reasons.










? If you have any questions, please email the admissions department at admissions@americanhonors.org

Pre-Arrival Checklist



9 Things You Must Do **Before Arriving** in the United States

Use this checklist to track what you need to submit and pack before your departure.

- ☐  **Apply for your F-1 Visa at a US embassy or consulate**
(see p. 4 for details)
- ☐  **Meet with your Success Coach via Skype or WeChat**
Your Admissions Officer will introduce you to your Advisor by email.
- ☐  **Select your housing option**
- ☐  **Book your flight and send your flight details to your Admissions Officer**
Remember you must arrive in the United States prior to the start date on your Form I-20.
- ☐  **Select your airport transportation**
- ☐  **Prepare your travel documents**
- ☐  **Purchase your health insurance**
- ☐  **Prepare for your placement tests**
This will help ensure you can start earning college credits towards graduation at the Community College.
- ☐  **Register for orientation via Eventbrite**
Your Admissions Officer will send you this invitation via email.



Travel Checklist



Please use this checklist to ensure you have all of the documents you need for your studies in the United States.

Documents You **Will Need** to Show the Border Officer:

- ☐ **Form I-20**
- ☐ **Passport with Your Approved F-1 Student Visa Stamp**
- ☐ **Letter of Admission**
from Union County College and your specific program (American Honors)
- ☐ **SEVIS fee payment receipt**
- ☐ **Proof of Funding**
Financial statement to show to the border officer at the US port of entry (e.g. airport).

Documents You **Should** Bring with You to the United States:

- ☐ **High School and/or College Transcript** from previous schools translated into English
- ☐ **TOEFL or IELTS scores**
- ☐ **US Cash for Arrival** (recommended amount of \$350)
- ☐ **Traveler's Checks and/or Credit Card (Visa or MasterCard)**
Learn about setting up a US bank account.
- ☐ **Photocopy of your passport and Form I-20**
- ☐ **Copy of your immunization records** (TB, Measles, Mumps, Rubella, Varicella, and Hepatitis B). Speak to your Admissions Officer for details.
- ☐ **Proof of international driver's license**
- ☐ **English translations** of marriage and birth certificates of any dependents.
- ☐ **Any medications** you are taking in their original package with the prescription translated into English
- ☐ **Marriage license** (if applicable)

Housing Options



We are excited to have you join our program! Your next step is to secure your housing accommodations prior to arrival. Please follow the steps below to secure your preferred housing option.

Step 1: Choose a Housing Provider

There are two housing options available close to Union County College.

- **Furnished Apartments**
- **Homestay:** All students **under 17 years old** must select the Homestay option

Apartments: The Crossings At Union Township (Students must be 17 years or older.)

Estimated Cost per Month (\$USD)	One Bedroom	Two Bedroom
	Furnished: \$1,795 Unfurnished: \$1,520	Furnished: \$2,135 Unfurnished: \$1,825

Cooking Facility	yes
Distance to Campus	Public Transportation: Bus stop is 1.29 km walk (time to campus is 36 minutes)
Housing Instructions	<ul style="list-style-type: none">• Lease term: The lease terms above apply to one year leases. If students want, they may do a 6-month lease, but this will add \$100/month for each month of the lease.• Payment: The credit check is waived if all lease balance due is prepaid before move-in date.

Payments and deposits will vary based on which of the above options you pursue. You will not be required to submit any payment information until your booking is confirmed.



Housing Options



Homestays: Live with an American family and enjoy a fully-furnished private or shared room with up to two meals a day and transportation options to campus.

Estimated Cost one Semester (\$USD)	\$4,180 (no meals)	Breakfast only (7 days) \$4,496 Breakfast & Dinner (7 days) \$5,580
Fees (\$USD)	\$8,360 (no meals)	Breakfast only (7 days) \$8,992 Breakfast & Dinner (7 days) \$11,160
Distance to Campus	<p>Will vary by host family. Travel time will be between 25- 35 minutes to and from campus.</p> <ul style="list-style-type: none"> • Some families will agree to drive students to school for extra fee of \$35 to \$50 per week depending on distance from school. It depends on host family schedule. • A bus pass can also be included in the fee so that the parents prepay this and the student isn't left without transportation. Bus pass is \$60 per month. 	
Housing Instructions	<ul style="list-style-type: none"> • Submit housing application to your Admissions Officer. • Payment: All payments are expected to be submitted in full prior to arrival. Payment plans are available upon request. 	



Living with Roommates



One of the richest and most unique characteristics of the United States is the vast array of religious, cultural, and racial diversity amongst its people. This is the case in all aspects of American life, including on college campuses. As a college student in the United States, it is very common to share an apartment or dorm room with students from different backgrounds that you might only get to meet on move-in day. Learning and living with people from a different religious, cultural and/or racial background is seen in the United States as an opportunity to learn about someone else's culture and grow as an inclusive leader.










Airport Pick Up Services



Recommended Airport: Newark Liberty International Airport (EWR), located only 20km from campus, offers nonstop flights to destinations around the world, including many areas of Europe, Asia, Central and South America.

Recommended Arrival Days/Times: We recommend that you arrive at Union between January 5th-10th, 2018. Suggested arrival times are between 8 am and 6 pm (EST). If you arrive outside of these times, make sure you contact your housing provider to arrange your move-in procedure.

Airport Pick Up

Estimated Cost (\$USD)	\$51 - \$137* Prices are estimates and will increase with tax		
Instructions for filling out the Go Shuttle Request Form (included)			
Step 1	Choose the "GO Shuttle" service you want	<div><div>Shuttle service for 1 passengers Passengers:  Bags: </div><div>Select \$51⁰⁵</div></div>	
		<div><div>Private van service for 1 passengers Passengers:  Bags: </div><div>Select \$157¹⁵</div></div>	
		<div><div>Private sedan service for 1 passengers Passengers:  Bags: </div><div>Select \$137⁸⁸</div></div>	
Step 2	Submit Service Selection and Payment Info to your Admissions Officer We will make arrangements with "GO Shuttle" on your behalf once you send the information requested below to your Admissions Officer. Provide this information to your Admissions Officer in one of the following ways: <ul style="list-style-type: none">• Scanned copy of hand-written completed application• Typed directly in the body of the email• Dictated via phone call		

*If you arrive in an "off peak" time (before 6 am or after 9 pm), you may be charged an additional amount.

Homestay	\$150 from Newark each way
----------	-----------------------------------

Placement Tests & Registering for Classes



Before you can take classes that will count as college credits towards your degree requirements, you will need to demonstrate your Math knowledge and English Reading/Writing abilities by passing placement tests.

The test you will take is called ACCUPLACER. Typically, students take 2 to 2.5 hours to complete their ACCUPLACER test. Please be sure to educate yourself about how the ACCUPLACER is used by UCC to assess college readiness in incoming domestic and international students:

- [ACCUPLACER APP](#)
- [Sample ACCUPLACER Questions](#)

Expectations for Taking the Test

If you meet any of [these requirements](#) (under the question, "Do I Need Course Placement?"), you may be excused from taking the placement tests.

Minimum Scores

Review the [minimum scores](#) you need to receive in order to enroll in courses that will count toward your college degree.

Preparing for the Placement Test

We encourage you to take advantage of the **Prep Series** to help you achieve your highest score possible on college placement exams. **The Prep Series is free and self-paced**, so there's no risk and no pressure. You can take the Math Prep course or the English Prep course, or both. [Enroll in the courses here.](#)

Signing up for the Placement Test

You will take the placement tests on campus through the community college testing center. You can find information about the placement test [here](#). Your advisor is happy to provide you with more information during your first advising meeting on campus.

After You Take the Test

After you take the tests, you should get your results within the same day if you take the Accuplacer test on campus. For ESL placement tests, the scores may longer to receive. If a student underperforms on placement tests relative to their community college's standards, then you will be required to take developmental coursework before starting their program. If you are worried about taking the placement tests, please contact your Admission Officer so you can be enrolled in the Prep Series.

Registering for Classes

After you take your placement tests, you should go to the American Honors office with your results and your Advisor will help register you for classes.



Money & Banking



Money

When traveling to the US, it's important for you to carry some cash with you so you have enough money to support yourself upon arrival. **We recommend carrying \$350 in cash.** In the future, do not carry large sums of cash with you. This is very unsafe and you risk losing the money.

Banking

We recommend that students over 18 years old open a bank account with Santander Bank.

Santander Bank
2 Springfield Ave.
Cranford, NJ
(908) 276-1689 | www.santanderbank.com

Instructions for Opening an Account

You will need:

- Passport
- School ID or student travel visa (F-1 visa)

Other bank options in Union:

- TD Bank
- Wells Fargo
- Bank of America

Be Aware of Scams

In recent years, the number of scams targeting international students has increased. Hopefully this doesn't happen to you, but if it does, we want you to be prepared.

If you ever get a call or an email from someone saying they are from the US government or if someone is asking you for money, you should do the following:

- Contact your Advisor immediately.
- Do not provide any financial information to the person contacting you.
- Report the call or email to the campus police office.

Tuition & Health Insurance



Paying for Tuition

You will need to pay for your tuition within 24 hours of registering for classes. If you register after the payment deadline has passed, you have until the end of the business day (5 pm) to pay for classes on the same day you register for classes. You should only pay for one semester. If you are on a payment plan, you will be asked to pay your tuition over the semester in installments.

There are three ways you can pay your tuition:

1. You will visit the cashier's office during orientation so you can understand how to pay for your tuition. You should plan to pay with a debit or credit card.
2. International wire transfer is also a payment option. Please see your DSO for information.
3. Students can pay online via their Webservices profile through the College if payment is made in full.
 - If students choose a payment plan, they must register through the Student Accounts office. The initial payment must be done in person.

Health Insurance

You will need to enroll in a health insurance plan when studying in the United States. [Watch this video](#) to learn about US Health Insurance.

Your Health Insurance Options:

- **International Student Insurance**



Living in Union



We are excited to welcome you to your new city and provide you with all of the resources and tips you need to make Union your home away from home.

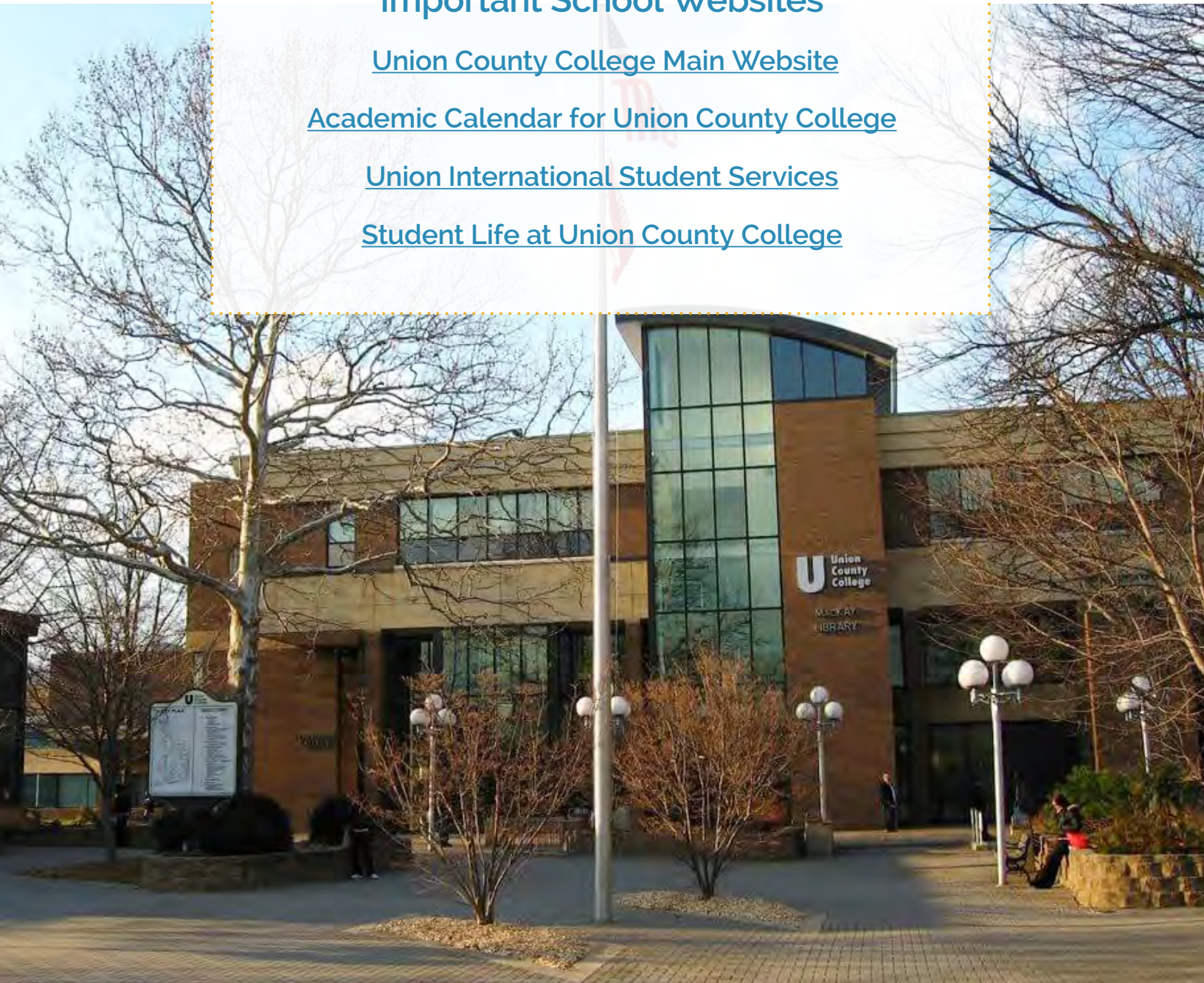
Important School Websites

[Union County College Main Website](#)

[Academic Calendar for Union County College](#)

[Union International Student Services](#)

[Student Life at Union County College](#)



Living in Union



Life at Union County College

Located in the New York metropolitan area, the American Honors program at Union County College provides students with a range of opportunities given its close proximity to New York and safe, collegiate suburban setting.

Union County College is an accredited, co-educational, two-year college located in Union County, New Jersey. As the first and oldest of New Jersey's 2-year colleges, Union County College has been serving both career-minded and transfer-oriented students since 1933. The College is accredited by the Middle States Commission on Higher Education and offers more than 80 programs with degrees in Associate in Arts, Associate in Science, and Associate in Applied Science degree programs, and certificate programs provided by the Continuing Education program.

Mission

Union County College—Transforming Our Community One Student at a Time

Students: Approximately 12,000

Student Clubs & Organizations

Union County College offers many ways to get involved and make new friends. Visit the Student Services Office and join the International Student Organization to meet students from around the world.

Participate in collegiate athletics such as basketball, cross-country, or golf, or get involved in Student Government to help advocate for student needs. Take your honors academics to the next level by joining Phi Theta Kappa.

Building a Social Network

It's not too early to start thinking about ways you will get involved and engaged at Union County College.

- **AH Activities:** American Honors offers monthly events that all students are invited to. Activities include movie nights, dinners, outings to local attractions, workshops on student success, dances, and more.
- **Union County College Student Life**

Living in Union



Climate and Local Weather

The weather in Union can be changeable and unpredictable. Union has four distinct seasons which vary greatly, so it is important to prepare! We have everything from hot, sunny days to rain and snow. Typical year-round weather and temperatures are:

Hottest—June to August: 26°-37° C

Coldest—November to March: 2-6° C

What to Wear

Depending on the weather, the dress is casual. New Jersey has all types of weather: rain, sunshine, and snow, so pack an umbrella, boots, a coat and gloves! Some professors will ask students to dress professionally for presentations and special ceremonies.

High (°F)	Low (°F)	Month	High (°C)	Low (°C)
40	26	January	5	-4
44	28	February	7	-2
53	34	March	12	1
64	44	April	18	7
74	54	May	23	12
83	64	June	28	18
87	69	July	31	21
85	68	August	30	20
78	60	September	26	16
67	48	October	19	9
56	39	November	13	4
45	30	December	7	-1

What to Pack

Most items can be purchased upon your arrival. Pack the essential items you need the first few days of school knowing that you can purchase other items when you arrive on campus. For the first few days you may need:

- ✓ Linens: a few towels and washcloths, bedding, a blanket and a small pillow
- ✓ Seasonal clothing
- ✓ Personal toiletry items
- ✓ Electronic devices (cell phone, laptop, camera, ipad)
- ✓ Prescription medications
- ✓ A small picture or memento from home to decorate your bedroom



Living in Union



Settling into your new city

- [Union County College Cranford Campus Map](#)
- [Map of Union County](#)

Public Transportation

NJ Transit bus

- Bus #59 is a direct route to campus.

Taxis

- [Cranford Taxi Service](#)
- [Springfield Limo and Car Service](#)

Trains

- NJ Transit rail: Train system that goes between towns, to Newark airport and New York City
- Amtrak Station: Newark Penn Station
1 Raymond Plaza, W & Market Street, Newark, NJ

Travel and Rental Car Agents

- Hertz Rent A Car
2105 US-22, Union, NJ
- Enterprise Rent-A-Car
1755 Morris Ave, Union, NJ
- Avis Car Rental
275 Rt 22 East, Springfield Township, NJ



Other Transportation Options

Uber

[Download the app on your phone.](#)

Lyft

[Download the app on your phone.](#)



Living in Union



FOOD, CELL PHONE, AND MAIL

Grocery Stores and Supermarkets

King Foods Market—300 South Ave, Garwood, NJ

Shoprite—563 N Ave E, Garwood, NJ

Vine Ripe Markets—430 N Ave E, Westfield, NJ

Restaurants

Vinny's Pizza & Pasta—28 Eastman St, Cranford, NJ

River & Rail Cantina—230 S Ave E, Cranford, NJ

Sub-Ology—17 N Ave W, Cranford, NJ

Avenue East—16 N Union Ave, Cranford, NJ

Cell Phone Providers

[AT&T](#)

[Metro PCS](#)

[Republic Wireless](#)

[Sprint](#)

[Verizon Wireless](#)

Mailing and Shipping Options

[US Post Office](#)

[FedEx](#)

MEDICAL AND EMERGENCY

Doctors, Clinics/Hospitals

[Trinitas Regional Medical Center](#)

[MedExpress Urgent Care](#)

Pharmacies

Rite Aid Pharmacy

Walmart Pharmacy

CVS Pharmacy

Emergency Contact Information

Always dial 911 in case of emergency

[Union County College Campus Police](#)

[Union County Police](#)

[Poison Control: 1-800-222-1222](#)












FINAL REMINDER

Pre-Arrival Checklist



9 Things You Must Do **Before Arriving** in the United States

Use this checklist to track what you need to submit and pack before your departure.

- ☐  **Apply for your F-1 Visa at a US embassy or consulate**
(see p. 4 for details)
- ☐  **Meet with your Success Coach via Skype or WeChat**
Your Admissions Officer will introduce you to your Advisor by email.
- ☐  **Select your housing option**
- ☐  **Book your flight and send your flight details to your Admissions Officer**
Remember you must arrive in the United States **prior to the start date** on your Form I-20.
- ☐  **Select your airport transportation**
- ☐  **Prepare your travel documents**
- ☐  **Purchase your health insurance**
- ☐  **Prepare for your placement tests**
This will help ensure you can start earning college credits towards graduation at the Community College.
- ☐  **Register for orientation via Eventbrite**
Your Admissions Officer will send you this invitation via email.

Safe Travels!